


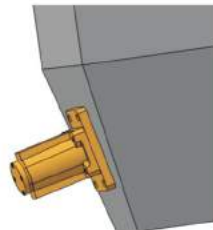
TURBO POWER VIBRATORS




TBV ON
HOPPERS



STV ON
CHUTES



TPK ON
ESP



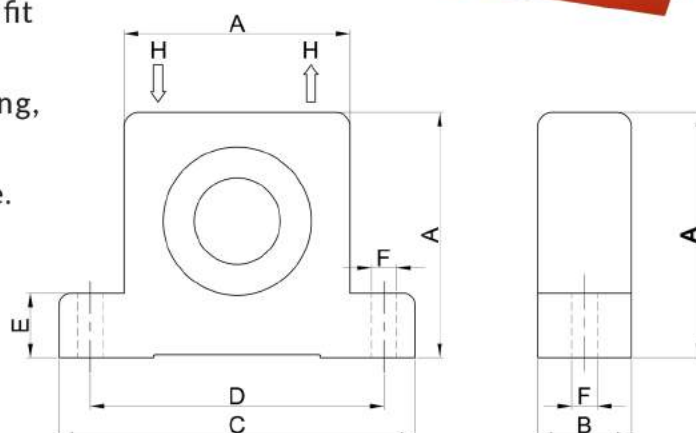
TPO ON
COMPACTION TABLES

IDEAS THAT WORK

www.technotalent.in

PNEUMATIC TURBO BALL VIBRATORS

- Centrifugal force is generated by whirling of spherical mass at high speed on a toughened and super finished track using compressed air.
- Works with industrial quality of compressed air and in dirty industrial conditions. Truly a fit and forget equipment.
- Finds application in flow promotion, screening, compacting.
- Noise level of 90 dbA. Low starting pressure.
- Used for flame proof / explosive areas & for submerged duty.
- Extruded Alloy aluminum body and end covers.

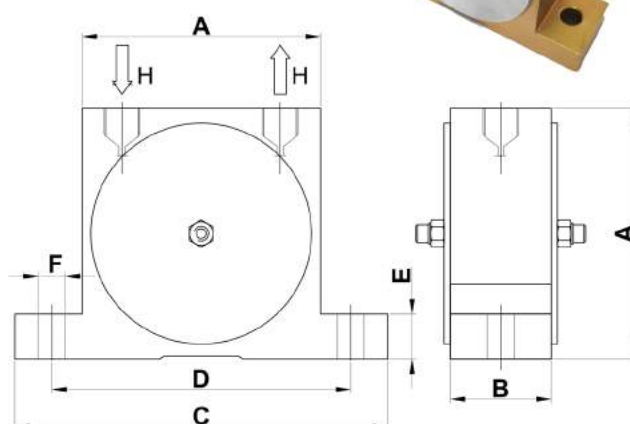


DIMENSIONS AND PERFORMANCE DATA

Model	A	B	C	D	E	F Dia	H BSP	Centrifugal Force (N)	Frequency (VPM)	Free Air (LPM)
TBV-18	60	32	95	74	12	9	1/4"	850	14200	155
TBV-25	80	37	126	100	22	11	1/4"	1800	10500	230

PNEUMATIC SILENT TURBINE VIBRATORS

- Improved version of the ball vibrators, works by the rotation of an unbalanced mass on a shaft, using compressed air. Provides a stable vibration akin to an electric motor.
- Low starting pressure not affected by orientation of vibrator.
- Requires clean compressed air.
- Low noise level of 75 dbA - can be used in indoor / lab environment.
- Can be used wherever ball vibrators are used.
- Anodised finish extruded Aluminum body with Polished Stainless steel covers.



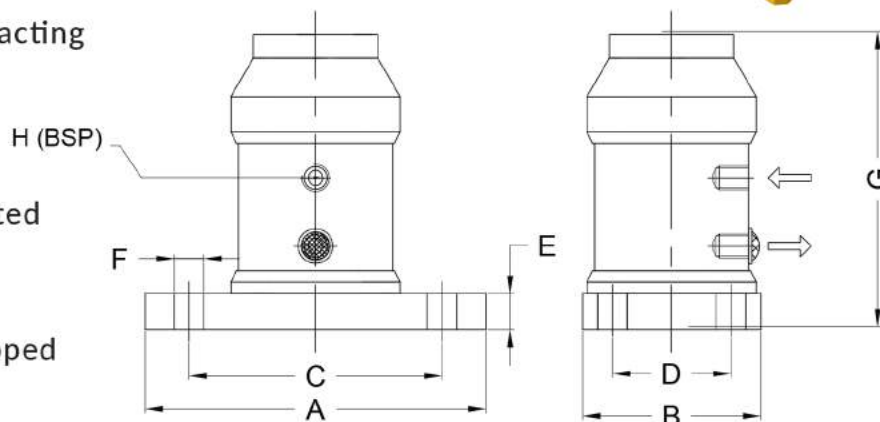
DIMENSIONS AND PERFORMANCE DATA

Model	A	B	C	D	E	F Dia	H BSP	Centrifugal Force (N)	Frequency (VPM)	Free Air (LPM)
STV-28	60	32	95	74	12	10	1/4"	1200	9800	330
STV-29	80	34	125	100	15	10	1/4"	2000	8500	375

Note : All performance data for TBV, STV, TPK, TPO refers to 4 bar 'g' pressure with the vibrator mounted on a heavy block.

PNEUMATIC PISTON KNOCKERS

- These are linear motion equipment.
- In knockers, the force is generated by hammering action of piston on hardened plate.
- Springless design, low maintenance.
- Can be used for screens / compacting tables / hopper evacuation.
- Requires clean lubricated compressed air.
- SG iron body / hard chrome plated piston.
- Noise level approx. 100 dbA.
- TPK-31 is provided with M8 tapped hole for safety cord.

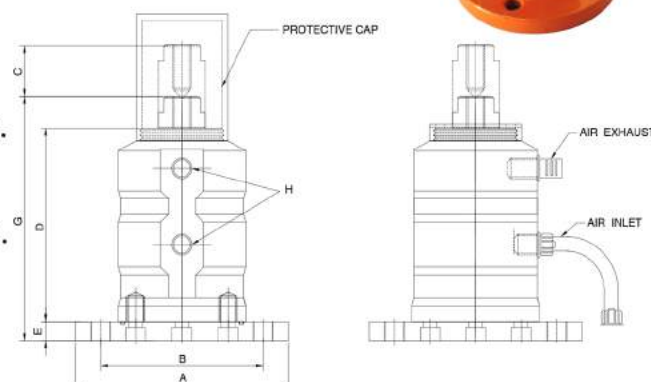


DIMENSIONS AND PERFORMANCE DATA

Model	A	B	C	D	E	F Dia	G	H BSP	Impact Force (N)	Frequency (VPM)	Free Air (LPM)
TPK-20	115	60	85	40	12	10	100	1/8"	3540	5000	85
TPK-31	150	85	123	60	16	13	149	1/4"	13150	3700	170
TPK-45	250	140	205	110	24	22	232	3/8"	32200	2050	250

PNEUMATIC TURBO POWER OSCILLATORS

- These are linear motion equipment used to promote flow of material in feeder screens & they are also used for compaction applications.
- Oscillating force is generated by movement of a heavy piston cushioned in air, no metal to metal contact, springless design.
- Inexpensive / easy to install & maintenance free.
- Can be used in hazardous or explosive areas.
- Self cooling, suitable for temperature upto 200°C.
- Characteristics of system can be changed by adding tuning masses. Noise level 85 dbA.
- SG iron body / Hard chrome plated piston.

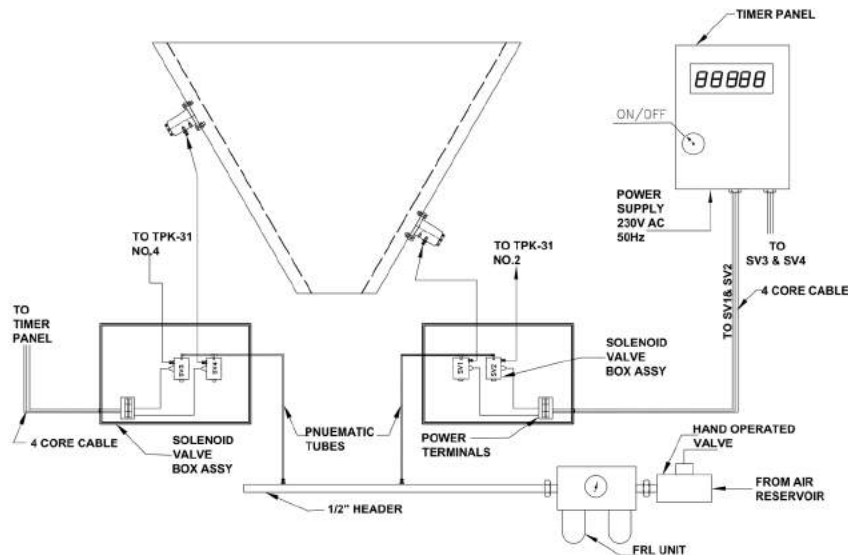


DIMENSIONS AND PERFORMANCE DATA

Model	A	B PCD	C	D	E	F Dia	G	H BSP	Linear Force (N)	Frequency (VPM)	Free Air (LPM)
TPO-20	100	78	22	79	10	11	104	1/8"	80	4200	100
TPO-31	140	107	32	122	12	13	154	1/4"	150	3000	150

Note : All performance data for TBV, STV, TPK, TPO refers to 4 bar 'g' pressure with the vibrator mounted on a heavy block.

TYPICAL INTERCONNECTION SCHEME FOR KNOCKERS



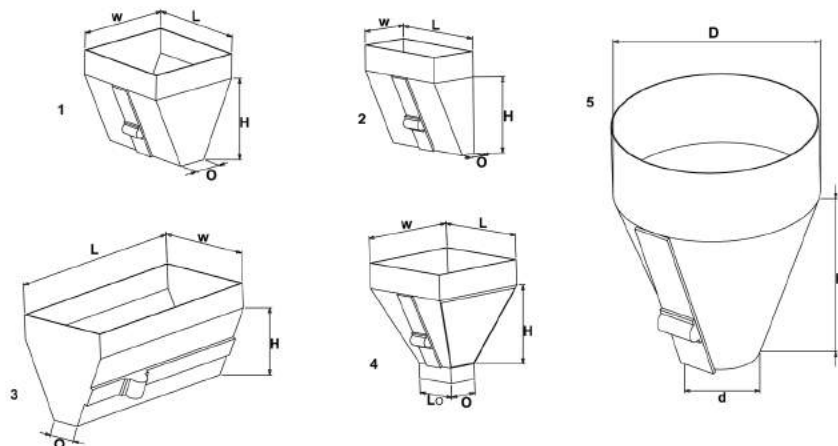
We offer complete solution for flow promotion in hoppers & chutes with vibrators, solenoid valves, sequential timers & other accessories.

TURBO POWER VIBRATORS FIND APPLICATION WITH :

Packing Machines, Bottling Lines, Paper Cutting Machines, Weighing Hoppers, Cement and Foundry Sand Hoppers, Shake Out Tables, Testing Machines, Tile Manufacturing Machines, Vibration and Compaction Tables, Screens Sieves, Vibratory Feeders, Conveyor Scrapers, Chutes and a host of other applications limited only by the imagination.

WHILE SENDING YOUR ENQUIRY, PLEASE SEND US THE FOLLOWING :

- Brief description of the application and problem faced.
- Dimension of hopper (see sketch given).
- Material handled with moisture content, bulk density & temperature.
- Flow problem (Bridging / Arching / Clinging / Flushing).
- Type of environment (Dusty / Humid / Corrosive / Explosive / Sanitary / etc.).
- Available power details.
- Available compressed air details.
- Anything else you would like to tell us about your application & problem.



For further details & application assistance, please contact us.

TECHNO TALENT ENGINEERING INDIA PVT. LTD.

No 392, 10th cross, 4th Phase, Peenya Industrial Estate, Bangalore - 560058

PHONE : 080 4117 2312 / 4117 0131 / 4149 2827 / 9343564777 / 9343882577

EMAIL : techno_talent@vsnl.com / ttmktg@vsnl.net | WEBSITE : www.technotalent.in